



F-86F SABRE JET 60"
TURBINE INSTRUCTION MANUAL


MOUNTING THE COCKPIT TUB

AFT MOUNT

- ❑ 2 mounting tabs are glued into slots in back bulkhead of tub at 90° angle to it.




- ❑ Fuel and gas solenoid mount is screwed to tabs with #2 x 3/8" SHSMS. Solenoid valves can be held to board with small tire wraps.



- ❑ Tub is placed on inlet with solenoid mount against inlet mounting brace. Relieve bottom aft edge of ply to fit over CF wrap. Use drum sander to bevel edge. Tack glue solenoid mount to inlet brace. Remove two #2 screws and cockpit tub. Apply Aeropoxy to solenoid mount/inlet brace joint (arrow).

FORWARD MOUNT



- ❑ Fit and glue tab on inlet to hold front of cockpit tub to inlet.



- ❑ One method to mount the radio switch is to use (2) BVM #5090 CF angle brackets (not supplied) screwed to front side of instrument panel former.